

生葉管理装置

FRESH LEAF MANAGEMENT EQUIPMENT



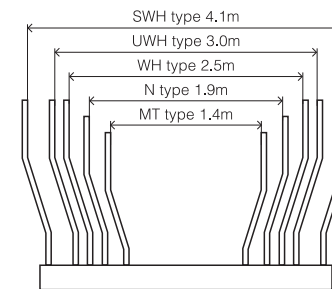
TERADA

TERADA

Selective 5type Responds wider with wider space

Automatic fresh leaf container can be selected from Super wide (4.1m) type to MT type (1.4m) 5types according to volume, factory space & management method.

Model number indicates the block count. Responds from 4~10 blocks.




Specifications

Fresh leaf receiving container

Type		Length	Width	Height	Weight	Power			Capacity (Fresh tea leaves)
		mm	mm	mm	kg	Crawler kW	Leveler kW	Fan kW	kg
Rear input type	RUC-1N	3,245	2,415	2,040	1,170	0.4	0.75	0.75	225~450
	RUC-1W	3,245	3,015	2,040	1,220	0.4	0.75	0.75	300~600
	RUC-2W	5,045	3,015	2,040	1,610	0.4	0.75	1.5 x 2	600~1,200
	RUC-1SWH	3,245	4,700	2,330	2,000	0.75	0.75	1.5 x 2	600~1,200
Rear,side input type	RUC-2N	5,045	2,415	2,040	1,660	0.4	0.75	0.75 x 2	450~900
	RUC-3N	6,845	2,415	2,040	2,020	0.4	0.75	0.75 x 3	675~1,350
	RUC-2W	5,045	3,015	2,040	1,710	0.4	0.75	0.75 x 2	600~1,200
	RUC-3W	6,845	3,015	2,040	2,070	0.4	0.75	0.75 x 3	900~1,800



RMF-4UK
Fan control panel



RMT-1D
Discharging control panel



RMH-4c
Input control panel
Optional: Temperature monitoring,
receiving container with fan switch



Remote control for manual supply

Automatic fresh leaf container

Type		Length	Width	Height	Weight	Power			Capacity (Fresh tea leaves)
		mm	mm	mm	kg	Crawler kW	Leveler kW	Fan kW	kg
SWH type 4.1m (1 block length 2.0m)	RYC-4SWH	9,245	4,700	2,330	3,960	0.75	0.75	1.5 x 8	2,650~5,300
	RYC-6SWH	13,245	4,700	2,330	5,180	0.75	0.75	1.5 x 12	4,050~8,100
	RYC-8SWH	17,245	4,700	2,330	6,400	0.75	0.75	1.5 x 16	5,400~10,800
	RYC-10SWH	21,245	4,700	2,330	7,620	0.75	0.75	1.5 x 20	6,800~13,600
UWHtype 3.0m (1 block length 1.8m)	RYC-4UWH	8,645	3,600	2,330	2,565	0.4	0.75	1.5 x 4 0.15 x 2	1,800~3,600
	RYC-6UWH	12,245	3,600	2,330	3,385	0.4	0.75	1.5 x 6 0.15 x 2	2,700~5,400
	RYC-8UWH	15,845	3,600	2,330	4,205	0.4	0.75	1.5 x 8 0.15 x 2	3,600~7,200
	RYC-10UWH	19,445	3,600	2,330	5,025	0.4	0.75	1.5 x 10 0.15 x 2	4,500~9,000
WH type 2.5m (1 block length 1.8m)	RYC-4WH	8,645	3,015	2,330	2,530	0.4	0.75	1.5 x 4 0.15 x 2	1,500~3,000
	RYC-6WH	12,245	3,015	2,330	3,350	0.4	0.75	1.5 x 6 0.15 x 2	2,250~4,500
	RYC-8WH	15,845	3,015	2,330	4,170	0.4	0.75	1.5 x 8 0.15 x 2	3,000~6,000
	RYC-10WH	19,445	3,015	2,330	4,990	0.4	0.75	1.5 x 10 0.15 x 2	3,700~7,500
N type 1.9m (1 block length 1.8m)	RYC-4N	8,645	2,415	2,040	2,480	0.4	0.75	0.75 x 4 0.15 x 1	900~1,800
	RYC-6N	12,245	2,415	2,040	3,300	0.4	0.75	0.75 x 6 0.15 x 1	1,350~2,700
	RYC-8N	15,845	2,415	2,040	4,120	0.4	0.75	0.75 x 8 0.15 x 1	1,800~3,600
	RYC-10N	19,445	2,415	2,040	4,940	0.4	0.75	0.75x 10 0.15 x 1	2,250~4,500
MT type 1.4m (1 block length 2.0m)	RYC-2MT	5,130	1,763	1,598	960	0.09	0.2	0.75 x 2	300~600
	RYC-3MT	7,195	1,763	1,598	1,380	0.09	0.2	0.75 x 3	450~900
	RYC-4MT	9,260	1,763	1,598	1,800	0.2	0.2	0.75 x 4	600~1,200
	RYC-5MT	11,325	1,763	1,598	2,220	0.2	0.2	0.75 x 5	750~1,500

※ Odd number blocks can be selected in SWH, UWH, WH, N type over 3 blocks.

Mobile container

Type	Length	Width	Height	Weight	Power			Capacity (Fresh tea leaves)
					Crawler kW	Leveler kW	Fan kW	kg
RYC-300TN	2,550	1,475	1,225	280	-	-	0.4 x 1	150~300
RYT-2(Discharging device)	800	1,850	1,250	120	0.09	0.2	-	-

※ Part of the specifications might be changed for improvement.

TERADA 株式会社 寺田製作所
TERADA SEISAKUSHO CO.,LTD.

No.869-1 Ushio Shimada-shi Shizuoka-ken 428-8502 Japan
Phone : +81-547-45-5111 Fax : +81-547-45-5110
<https://www.web-terada.jp> E-mail:info@web-terada.jp

● Sales agent



Fresh leaf receiving container



Smooth receiving with underground receiving container installation

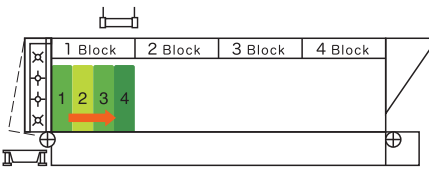
- Ventilate the leaves with fresh leaf cooling & loosening.
- Opening from bags is easy according to underground installation.
- Unloading from truck container & dump truck can be processed quicker.
- Since leaves can be received in several positions, traffic can be reduced.
- Fresh leaf sample can be taken automatically by installing sample conveyor.



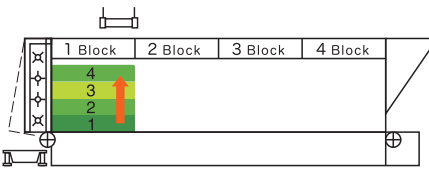
Automatic fresh leaf container supply equipment

Automatic supply equipment which can be selected from partial input to whole area input

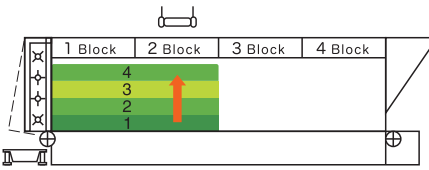
- Container input method can be selected from 3 pattern, 4 types.
- Inputs evenly since inputs by checking with tea leaf check sensor.
- Checks the loading height with a sensor & prevents overflow.



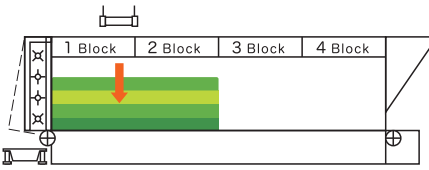
★Loading from front input
Inputs set count volume line by line from indicated block front. Suitable for individual manufacturing.



★Whole area input A
Inputs set count volume layer by layer to whole area of indicated block.



★Whole area input B
Inputs set count volume layer by layer to whole area of 2 indicated



★Manual input
Inputs moving the input conveyor to a position with remote controller.

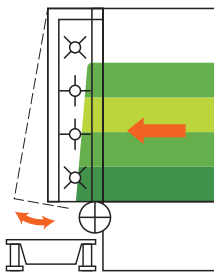


Keeps leaves' freshness longer as plucked

- It is safe since there is no protrusions in the aisle as it is structured that fans are inside the body.
- Since the space below the container is wider, better for the ventilation & valid for leaf cooling. (Cools fresh leaves using the air around the container. Room ventilation is required.)



★Spray humidifier device
Attached to each block, can be adjusted to suitable humidification amount by generating micro mist from ceramic nozzle.



★Fresh leaf discharging device
Process discharging according to the requirement of line. Discharges smoothly with the hanging leveler device. Safety device is attached to leveler device & prevents damaging machine by overload.




※Green tea manufacturing video

Mobile container

- Runs automatically with automatic discharging device according to line capacity.
- Container part can be moved freely with casters.
- Discharges leaves uniformly mixing with original leveler device.
- Implemented excellent leaf cooling, hygiene, lightness by using resin net conveyor.



RYC-300TN



Automatic container suitable for medium scale tea factory.